



District Report Card: 2017


State: Tamil Nadu	District: Perambalur
Class: 8	Subject: Mathematics
Schools: 51	Students: 1214


Participation/Coverage


Students

 GENDER	Boys		Girls	
	Number	%	Number	%
	552	45.47	662	54.53

 AREA	Rural		Urban	
	Number	%	Number	%
	970	79.90	244	20.10

 CATEGORY	SC		ST		OBC		GEN	
	Number	%	Number	%	Number	%	Number	%
	391	32.21	27	2.22	776	63.92	20	1.65

 CWSN	LD	VI	HI	S&LD	ID	Oth
	0	0	3	0	0	1

 Management	Government		Government-aided	
	Number	%	Number	%
	906	74.63	308	25.37

Average Performance of Students in Mathematics (%)

Overall	Gender		Area		Management		Social Group			
	Male	Female	Rural	Urban	Govt.	Aided	SC	ST	OBC	GEN
42.94	42.00	43.73	43.38	41.20	41.81	46.28	41.55	44.94	43.58	42.67

Performance on Learning Outcomes (LOs)

Learning Outcomes	Description	Average Performance(%)
M601	Solves problems involving large numbers by applying appropriate operations	37.19
M606	Solves problems on daily life situations involving addition and subtraction of fractions / decimals	42.25
M620	Finds out the perimeter and area of rectangular objects in the surroundings like floor of the class room, surfaces of a chalk box etc.	39.41
M621	Arranges given/collected information in the form of table, pictograph and bar graph and interprets them	30.51
M702	Interprets the division and multiplication of fractions	49.01
M705	Solves problems related to daily life situations involving rational numbers	42.34
M706	Uses exponential form of numbers to simplify problems involving multiplication and division of large numbers	33.61
M707	Adds/subtracts algebraic expressions	44.73
M710	Solves problems related to conversion of percentage to fraction and decimal and vice versa	33.61
M717	Finds out approximate area of closed shapes by using unit square grid/graph sheet	40.13
M719	Finds various representative values for simple data from her/his daily life contexts like mean, median and mode	57.69
M721	Interprets data using bar graph	51.41
M801	Generalizes properties of addition, subtraction, multiplication and division of rational numbers through patterns	29.95
M802	Finds rational numbers between two given rational numbers	49.25
M803	Proves divisibility rules of 2, 3, 4, 5, 6, 9 and 11	48.94
M804	Finds squares, cubes, square roots and cube roots of numbers using different methods	45.26
M808	Uses various algebraic identities in solving problems of daily life	51.41
M812	Verifies properties of parallelogram and establishes the relationship between them through reasoning	34.70
M818	Finds surface area and volume of cuboidal and cylindrical object	29.28
M819	Draws and interprets bar charts and pie charts	48.93

Range of Performance of Students who Answered Correctly							
Below 30%		30% - 50%		50% - 75%		Above 75%	
Number	%	Number	%	Number	%	Number	%
399	32.87	403	33.20	297	24.46	115	9.47

Lowest Performing Learning Outcomes (LOs)

- 1 - Finds surface area and volume of cuboidal and cylindrical object (29.28)
- 2 - Generalizes properties of addition, subtraction, multiplication and division of rational numbers through patterns (29.95)
- 3 - Arranges given/collected information in the form of table, pictograph and bar graph and interprets them (30.51)

- 4 - Solves problems related to conversion of percentage to fraction and decimal and vice versa (33.61)
- 5 - Uses exponential form of numbers to simplify problems involving multiplication and division of large numbers (33.61)